




8' x 7' 5815 white with optional madison windows and wrought iron hardware



**5500 SERIES** Polystyrene, R-value<sup>1</sup> - 10.67

**5800 SERIES** Polyurethane, R-value<sup>1</sup> - 17.92

- The impact-resistant fiberglass bead-board and Poly accent battens are laminated to the steel sections with high performance adhesives. The sections are then factory finished in white, almond or sandstone
- Glazing options include plain, tinted, obscure, glue chip or seeded; available in the top two sections of door
- Faux windows are an option with the background color always being black and can be combined with all window section options
- **Series 5500** are 2" thick CFC<sup>2</sup> free polystyrene insulated base sections
- **Series 5800** are 2" thick CFC<sup>2</sup> free polyurethane insulated thermally-broken base sections
- 2-7/16" total section thickness
- Wood-grained steel interior, pre-finished in white
- One set of spade decorative hardware is standard for all doors. Optional Barcelona or Wrought Iron designs replicate an old-world look
- Optional Appearance Package<sup>4</sup> upgrade available
- R-value<sup>1</sup> for the **5500 Series** - 10.67
- R-value<sup>1</sup> for the **5800 Series** - 17.92




**FEATURES**

**DOOR CONSTRUCTION**

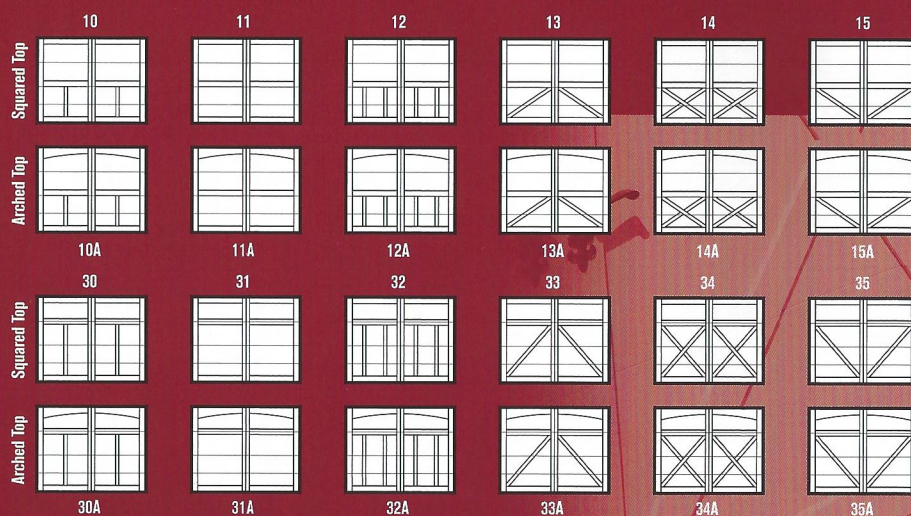
**5500 Series.** Utilizes a steel base sandwich section with a CFC<sup>2</sup> free polystyrene core. **5800 Series.** Utilizes a CFC<sup>2</sup> free polyurethane injected steel thermally-broken base section.

For additional information, please see numbered footnotes on page 33.





8' x 7' 5331A white overlays and sandstone sections, optional faux windows with spade hardware




5300 SERIES

Polystyrene, R-value<sup>1</sup> - 10.29


5600 SERIES

Polyurethane, R-value<sup>1</sup> - 17.54

- Accent battens are laminated to the steel sections with high performance adhesives. The sections are then factory finished in white, almond, or sandstone. Almond or sandstone doors are also available with white accent battens for a two-tone design.
- Glazing options include plain, tinted, obscure, glue chip or seeded; available in the top two sections of door
- Faux windows are an option with the background color always being black and can be combined with all window section options
- Series 5300 are 2" thick CFC<sup>7</sup> free polystyrene insulated base sections
- Series 5600 are 2" thick CFC<sup>7</sup> free polyurethane insulated thermally-broken base sections
- 2-7/16" total section thickness
- Wood-grained steel interior, pre-finished in white
- One set of spade decorative hardware is standard for all doors. Optional Barcelona or Wrought Iron designs replicate an old-world look
- Optional Appearance Package<sup>4</sup> upgrade available
- R-value<sup>1</sup> for the 5300 Series - 10.29
- R-value<sup>1</sup> for the 5600 Series - 17.54



5300



5600

#### DOOR CONSTRUCTION

5300 Series. Utilizes a steel base sandwich section with a CFC<sup>7</sup> free polystyrene core. 5600 Series. Utilizes a CFC<sup>7</sup> free polyurethane injected steel thermally-broken base section.

FEATURES

For additional information, please see numbered footnotes on page 33.







9' x 7' 3216P light oak with optional right stacked plain windows

CONTEMPORARY. VERSATILE.

**MODEL 3285P** Polystyrene, R-value<sup>1</sup> - 10.29

**MODEL 3216P** Polyurethane, R-value<sup>1</sup> - 17.54

- 2" door sections are formed from 26-gauge exterior and 27-gauge interior galvanized draw quality steel
- Features four evenly spaced micro-grooves that run horizontally across each section
- **Model 3285P** includes 1-13/16" CFC<sup>2</sup> free polystyrene insulation, while the **Model 3216P** includes a high-density CFC<sup>2</sup> free polyurethane injected core and is thermally broken for optimum weather protection
- Glazing options include plain, obscure, tinted, glue chip, frosted, seeded, newport, hampton, lasalle and florence with five optional insert designs
- Accents Planks available in cedar, mahogany, dark oak and light oak
- Accents Logos is available as an option for interior applications
- Long-lasting durable rollers assure consistent, efficient operation
- Heavy-duty 14-gauge hinges with "wide body" pattern for greater stability and longer life
- R-value<sup>1</sup> for the **Model 3285P** - 10.29  
R-value<sup>1</sup> for the **Model 3216P** - 17.54



FEATURES

#### DOOR CONSTRUCTION

(A) 3285P utilizes a 1-13/16" CFC<sup>2</sup> free polystyrene insulation glued on both sides between 26-ga. exterior and 27-ga. interior skins, (B) 3216P employs a high-density CFC<sup>2</sup> free polyurethane injected core with a 26-ga. exterior and 27-ga. interior skins and is thermally-broken for added weather protection.

For additional information, please see numbered footnotes on page 33.